

Class: Keyboard Lab

Subject: Music and Piano Basics Unit: 1

Unit Overview: Students will learn the basics of reading music and piano technique.











Standards:

Music:

- 2.1 Demonstrate and respond to: the beat, division of the beat, meter (2/4, 3/4, 4/4), and rhythmic notation, including half, quarter, eighth and sixteenth notes and rests
- 2.7 Identify, define, and use standard notation symbols for pitch, rhythm, dynamics, tempo, articulation, and expression
- 3.1 Play independently with accurate intonation, steady tempo, rhythmic accuracy, appropriate technique, and correct posture
- 3.2 Play expressively with appropriate dynamics, phrasing and articulation, and interpretation
- 3.3 Play from memory and written notation a varied repertoire of representing genres and styles from diverse cultures and historical periods
- 5.3 Use appropriate terminology in describing music, music notation, music instruments and voices, and music performances

DESIRED RESULTS/OBJECTIVES

The students will be able to:

- Read treble  and bass clef 
- Read rhythms of a whole , half , quarter , eighth  notes
- Read rests of whole -, half -, quarter , eighth 
- Read accidentals flat , sharp 
- Read key signatures of C, F, G Major
- Understand the minor keys of A and D
- Understand and be able to read music in 4/4, 3/4, 2/4, time signatures
- Understand and demonstrate the different dynamic levels of p, mf, and f with and without accents
- Demonstrate proper technique and posture at the piano
- Identify where the notes are on the piano
- Explain how the piano makes a sound
- Demonstrate how and when to use the sustain pedal

ESSENTIAL QUESTIONS

KNOWLEDGE AND SKILL

<ul style="list-style-type: none"> • How do you read different clefs? • How do you read and perform different rhythms? • How do you read and perform different time signatures? • How do you read and perform different dynamic levels? • How do you read the key signatures of C, F, and G Major? • How do you read and perform in A and D minor? • How do you tell where the notes are on the piano? • What is the proper technique to play piano? • How does the piano instrument work? • How and when do you use the sustain pedal? 	<ul style="list-style-type: none"> • Students will be able to read different clefs • Students demonstrate how to perform different rhythms • Students will be able to read and perform the time signatures of 4/4, 3/4, and 2/4 • Students will be able to identify and demonstrate the different dynamic levels • Students will be able to identify and perform in the keys of C, F, and G Major • Students will be able to identify when music is in a minor key, and perform it • Students will be able to identify the different notes on the piano • Students will be able to play the piano using proper technique • Students will be able to explain how the piano works • Students will be able to explain when and why to use the sustain pedal, along with being able to demonstrate the pedal's use
---	--

ASSESSMENT EVIDENCE	
<ul style="list-style-type: none"> • Discussion of new concepts and skills as they are introduced • Demonstration of new concepts and skills as the course progresses • Playing tests/quizzes • Note name and rhythm worksheets 	

LEARNING ACTIVITIES	
<ul style="list-style-type: none"> • Demonstration of new skills and concepts • Group discussions • Perform all listed repertoire using the book • Individualized help and attention while working on playing tests/quizzes 	
RESOURCES	
<ul style="list-style-type: none"> • Alfred's Basic Adult Piano Course- Level 1 	